


Description 描述

- 1.6x0.81x0.65mm physical size
- Solder-free design
- Designed to UL248-1
- RoHS compliant, Halogen free and Lead-free
- 尺寸1.6x0.81x0.65mm
- 无铅焊料设计
- 符合UL248-1标准
- 无铅无卤，RoHS认证

Dimensions 尺寸 (Unit: mm)



Specifications 技术参数

Part No. 料号	Rated Voltage 额定电压 (Vdc)	Rated Current 额定电流 (A)	Breaking Capacity 分断能力 (A)	Typical Cold Resistance 冷电阻 (mOhms)	Typical Voltage Drop (mV) 电压降	Typical Pre-Arcing I ² t (A ² Sec) 弧前	Alpha Mark 标识
06.100.0.25	63	0.25	50A	3100	1435	0.0012	D
06.100.0.375		0.375		1600	1250	0.0028	E
06.100.0.5		0.5		1000	750	0.005	F
06.100.0.75		0.75		440	550	0.015	G
06.100.1		1		240	310	0.035	B
06.100.1.5		1.5		125	250	0.08	H
06.100.2		2		68	170	0.16	K
06.100.2.5		2.5		52	200	0.29	L
06.100.3		3		34	155	0.32	O
06.100.3.5		32		3.5	22	130	0.54
06.100.4	4		20	100	0.95	S	
06.100.5	5		13	95	1.8	T	
06.100.6	6		8.5	80	2.9	V	
06.100.7	7		6.5	80	3.5	X	
06.100.8	8		5.3	75	4.8	Z	

* DC Interrupting Rating (Measured at rated voltage, time constant of less than 50 microseconds, battery source)

* DC Cold Resistance are measured at <10% of rated current in ambient temperature of 25 degrees

* Typical Pre-arcing I²t are measured at 10I_n Current

* For fuse below 1A, the color of glass coating is Blue; for 1A and above, it's Green.

Electrical Characteristics 电气特性

Rated Current	1.0I _n	2.0I _n	2.5I _n	3.5I _n
250mA~750mA	4.0 hour min	-	-	5.0 sec max
1~5A	4.0 hour min	1.0 sec-60.0sec	5.0 sec max	-
6~7A	4.0 hour min	1.0 sec-60.0sec	-	-
8A	4.0 hour min	-	5.0 sec max	-

Installation Recommendations 安装建议

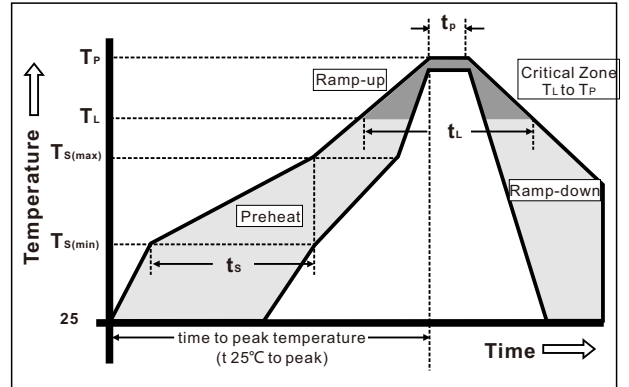
1 Wave Soldering Parameters 波峰焊

Reflow Conditon		Pb-free assembly
Pre Heat	- Temperature Min ($T_{s(min)}$)	150°C
	- Temperature Max ($T_{s(max)}$)	200°C
	- Time (Min to Max) (t_s)	60 - 120 seconds
Average Ramp-up Rate (Liquidus Temp (T_L) to peak)		3°C/second max,
TS(max) to T_L - Ramp-up Rate		5°C/second max,
Reflow	- Temperature (T_L) (Liquidus)	217°C
	- Temperature (t_L)	60 - 150 seconds
Peak Temperature (T_P)		260±0/-5°C
Time within 5°C of actual peak Temperature (t_p)		30 seconds
Ramp-down Rate		6°C/second max
Time 25°C to peak Temperature (T_P)		8 minutes max.
Do not exceed		260°C

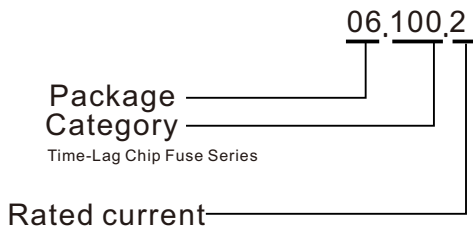
Solder Pot Temperature: 260°C max
Solder Dwell Time: 10 Seconds max

2 Hand-Solder Parameters 手工焊

Solder Iron Temperature: 280±5°C
Heating Time: 5 Seconds min
Generally, hand-soldering is not recommended



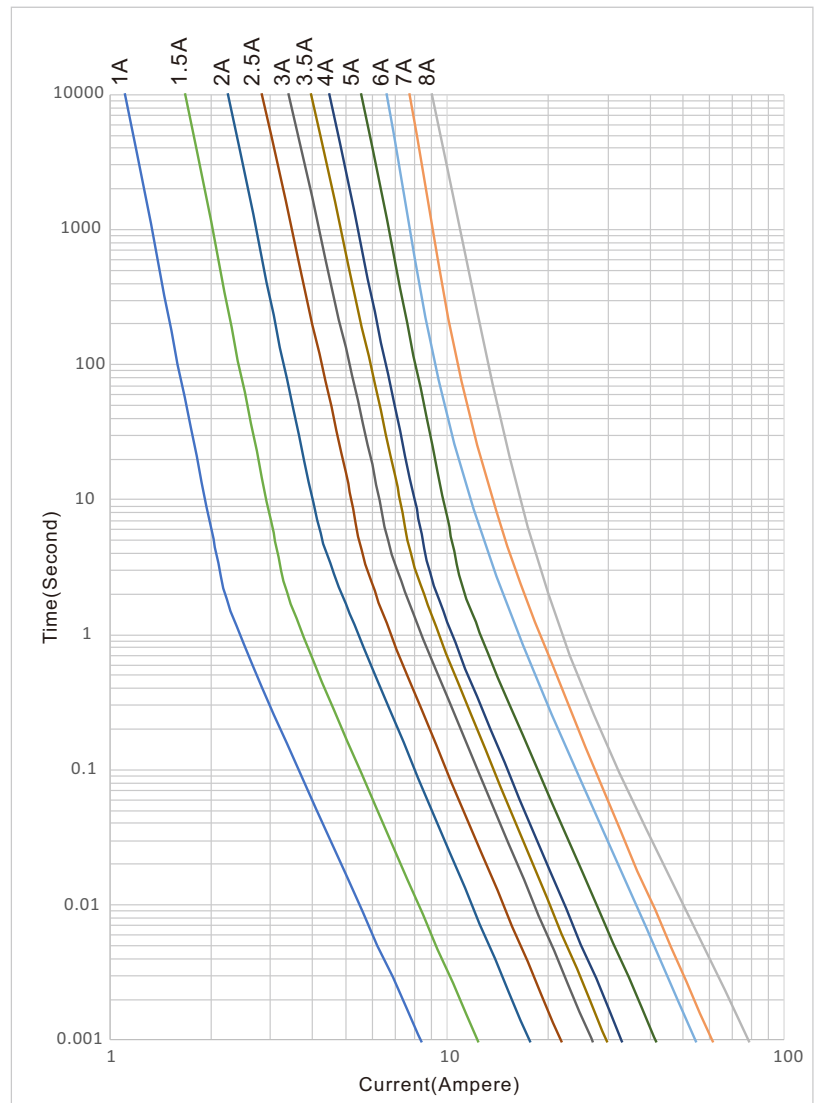
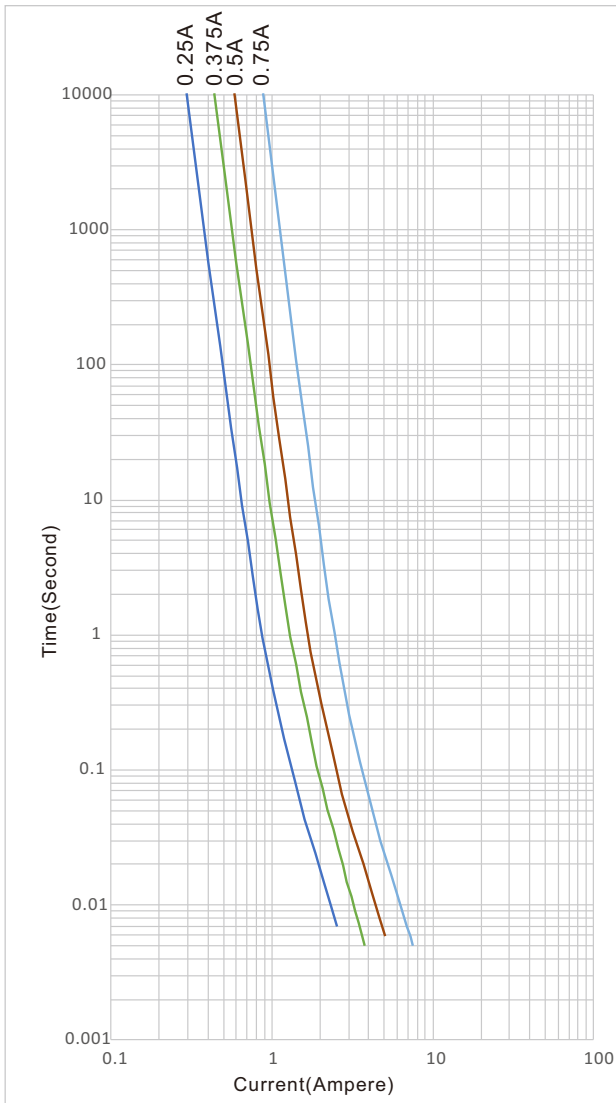
Part Numbering System 命名规则



Product Characteristics 产品特性

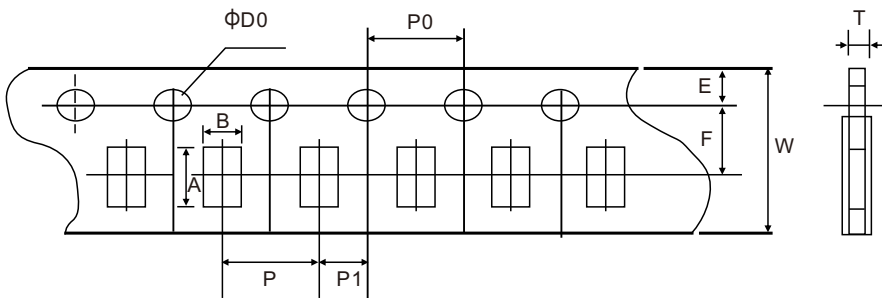
Materials	Body: Ceramic Terminations: Silver over-plated with tin Element: Alloy(Ag,Cu,Zn) Cover Coat: Glass
Operatng Temperature	-55°C to 125°C Consult temperature rerating curve chart,
Thermal Shock	300 cycles -55°C to 125°C
Humidity	MIL-STD-202F, Method 103B, Condition D
Vibraton	Per MIL-STD-202F, Method 201A
Insulaton Resistance (Afer Opening)	Greater than 10,000 ohms
Resistance to Soldering Heat	MIL-STD-202G, Method 210F, Condition D

Time Current Curve 曲线图



Packaging 包装

5,000 pieces of fuses in plastic or paper taper (每卷中包含5000pcs)



Type	A	B	W	F	E
Spec	1.85±0.10	1.10±0.10	8.00±0.10	3.50±0.05	1.75±0.10
Type	P	P0	P1	D0	T
Spec	4.00±0.10	4.00±0.10	2.00±0.05	1.50±0.10	0.65±0.10

(Unit: mm)